

Racing Blue

ENGINE

Type	4-stroke, air-cooled, 4 valves, forward inclined single cylinder, SOHC
Displacement	595 cc
Bore and stroke	95 x 84 mm
Compression ratio	8.5 : 1
Max. power	31 kW (42.2 HP) @ 6,500 rpm
Max. torque	48 Nm (4.9 kg-m) @ 5,000 rpm
Lubrication	Dry sump with separate oil tank
Carburation	Teikei Y30PV
Clutch type	Wet, multiple-disc
Ignition	Digital CDI
Starter system	Electric
Transmission	Constant mesh, 5-speed
Final transmission	Chain

CHASSIS

Frame	Diamond
Front suspension	Telescopic fork
Front wheel travel	230 mm
Rear suspension	Bottom link
Rear wheel travel	230 mm
Front brake	Single disc, Ø 267 mm
Rear brake	Single disc, Ø 220 mm
Front tyre	90/90-21 54R
Rear tyre	130/80-18 66R

DIMENSIONS


Overall length	2,220 mm
Overall width	865 mm
Overall height	1,195 mm
Seat height	890 mm
Wheelbase	1,480 mm
Min. ground clearance	280 mm
Dry weight	153 kg
Fuel tank capacity	10 L
Oil capacity	3 L



Always wear a helmet, eye protection and protective clothing. Yamaha encourage you to ride safely and respect fellow riders and the environment. The specification and appearance of Yamaha products can vary from time to time without notice, and as shown here are illustrative only and are not a contractual description of products. For further details please consult your Yamaha dealer.

Yamaha Motor (UK) LTD
 Sopwith Drive, Brooklands
 Weybridge, Surrey KT13 OUZ
 Tel.: 01932 358000
 Brochure hotline: 01932 358121
 Brochure email: brochure@yamaha-motor.co.uk
 Website: www.yamaha-motor.co.uk

Mobil
 YAMAHA MOTOR (UK) LTD
 use and recommend Mobil Oil




TT600RE

TT600RE




LIFE IS AN ADVENTURE – NOW YOU GET TO
CHOOSE WHAT KIND OF AN ADVENTURE



***Playing dirty is
just part of the game***

A FEW YEARS BACK Yamaha rocked the world of off-road racing with a range of radical four-stroke motocross and enduro bikes. Now it's your turn to join in the fun. The new and improved TT600RE delivers rugged enduro performance for the adventurous-minded rider who is happy to head for the horizon.

The TT600RE turns any ride into an adventure. Its 42-horsepower motor, now ignited by an electric starter, breezes you down backwood trails, where race-developed suspension and disc brakes keep you where you want to be – in control. Even better, the TT600RE is every bit as hot on the street, so you can play dirty on Sunday and hit the city streets on Monday.



TT600RE
Let the games begin

